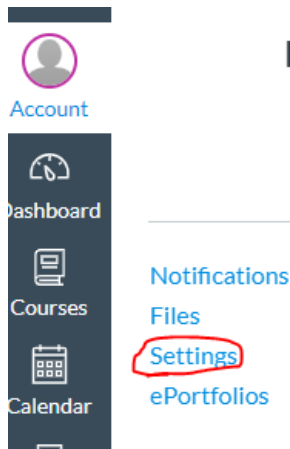
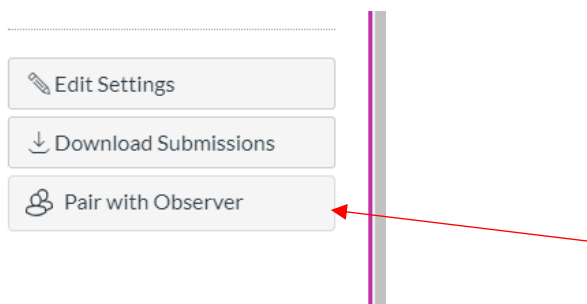


# SETTING UP PARENT CANVAS ACCOUNT


1. Have student login to Canvas. Click on Account and then settings.



2. On the right side of the screen, click the button, “Pair with Observer” and write the code down.



3. Visit, [www.cuba.k12.mo.us](http://www.cuba.k12.mo.us) and under Parent click on “Parent Canvas Login.”



4. Complete the information and the account will be created.

A screenshot of the 'Parent Signup' form. It contains input fields for 'Your Name', 'Your Email', 'Password', and 'Student ID'. There is a checkbox for 'I agree to the terms of use and acknowledge the privacy policy'. At the bottom are 'Cancel' and 'Start My Signup' buttons.